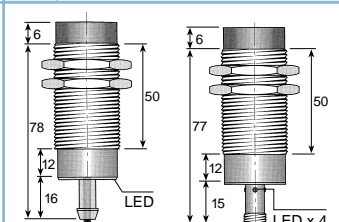
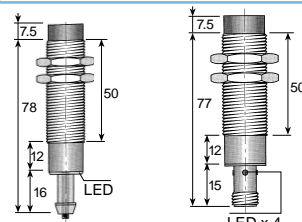
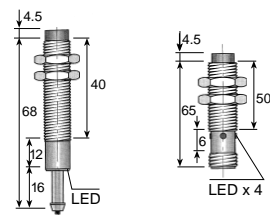
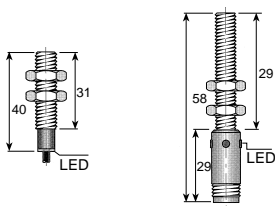


DC INDUCTIVE SENSORS PROGRAMMABLE OUTPUT IP67

DC	Ø 8		DC		Ø 12		DC		Ø 18		DC		Ø 30	
	●	○	●	○	●	○	●	○	●	○	●	○	●	○
Volts 12-30VDC														
CE														
2mm			2mm NEW 4mm NEW		4mm NEW 8mm NEW		5mm NEW 8mm NEW		8mm NEW 14mm NEW		10mm NEW 15mm NEW		15mm NEW 20mm NEW	
12-30VDC (-15/+10%)			12-30VDC (-15/+10%)		12-30VDC (-15/+10%)		12-30VDC (-15/+10%)		12-30VDC (-15/+10%)		12-30VDC (-15/+10%)		12-30VDC (-15/+10%)	
≤ 10%			≤ 10%		≤ 10%		≤ 10%		≤ 10%		≤ 10%		≤ 10%	
< 10%			< 10%		< 10%		< 10%		< 10%		< 10%		< 10%	
			NPN or PNP (selectable)		NPN or PNP (selectable)		NPN or PNP (selectable)		NPN or PNP (selectable)		NPN or PNP (selectable)		NPN or PNP (selectable)	
			NO or NC (selectable)		NO or NC (selectable)		NO or NC (selectable)		NO or NC (selectable)		NO or NC (selectable)		NO or NC (selectable)	
200mA			200mA		200mA		200mA		200mA		200mA		200mA	
< 10mA			< 1.2mA		< 1.2mA		< 1.2mA		< 1.2mA		< 1.2mA		< 1.2mA	
< 1.2V (I = 100mA)			< 1.8mA (I = 100mA)		< 1.8mA (I = 100mA)		< 1.8mA (I = 100mA)		< 1.8mA (I = 100mA)		< 1.8mA (I = 100mA)		< 1.8mA (I = 100mA)	
Present (yellow)			Present (yellow)		Present (yellow)		Present (yellow)		Present (yellow)		Present (yellow)		Present (yellow)	
1500Hz			1000Hz		1000Hz		1000Hz		1000Hz		300Hz		300Hz	
≤ 3%			≤ 3%		≤ 3%		≤ 3%		≤ 3%		≤ 3%		≤ 3%	
Present (Self-resetting)			Present (Self-resetting)		Present (Self-resetting)		Present (Self-resetting)		Present (Self-resetting)		Present (Self-resetting)		Present (Self-resetting)	
Polarity reversal - inductive loads			Polarity reversal - inductive loads		Polarity reversal - inductive loads		Polarity reversal - inductive loads		Polarity reversal - inductive loads		Polarity reversal - inductive loads		Polarity reversal - inductive loads	
-20 to +60 °C			-25 to +70 °C		-25 to +70 °C		-25 to +70 °C		-25 to +70 °C		-25 to +70 °C		-25 to +70 °C	
2m			2m		2m		2m		2m		2m		2m	
3 x 0.14mm ²			4 x 0.25mm ²		4 x 0.25mm ²		4 x 0.25mm ²		4 x 0.25mm ²		4 x 0.35mm ²		4 x 0.35mm ²	
Nickel plated brass			Nickel plated brass		Nickel plated brass		Nickel plated brass		Nickel plated brass		Nickel plated brass		Nickel plated brass	
55g			60g		60g		95g		95g		170g		170g	

LIMIT & PRESSURE SWITCHES & SENSORS



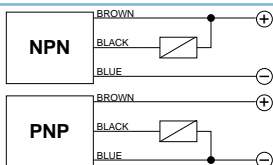
NEW ATEX RANGE

*For ATEX Approved Add -EX to Code
e.g. ISM01D-EX

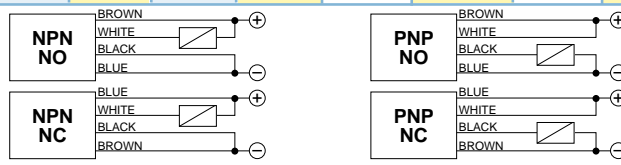
*For ATEX Approved Add -EX to Code
e.g. ISM03D-EX

*For ATEX Approved Add -EX to Code
e.g. ISM05D-EX

Cable Type	Plug Type	*For ATEX Approved Add -EX to Code e.g. ISM01D-EX				*For ATEX Approved Add -EX to Code e.g. ISM03D-EX				*For ATEX Approved Add -EX to Code e.g. ISM05D-EX			
		ISM01	ISM01D*	ISM02	ISM02D*	ISM03	ISM03D*	ISM04	ISM04D*	ISM05	ISM05D*	ISM06	ISM06D*
IS31D	IS31DK	IS35	-	IS61	-	IS41	-	IS67	-	IS47	-	IS73	-
IS32D	IS32DK	IS36	-	IS62	-	IS42	-	IS68	-	IS48	-	IS74	-
IS33D	IS33DK	IS38	-	IS64	-	IS44	-	IS70	-	IS50	-	IS76	-
IS34D	IS34DK	IS39	-	IS65	-	IS45	-	IS71	-	IS51	-	IS77	-



'IS' 3 wire sensors



'ISM' 4 wire sensors

NOTE:
ALL 4-WIRES
MUST BE
CONNECTED.
For cable
See page 170

