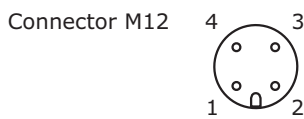
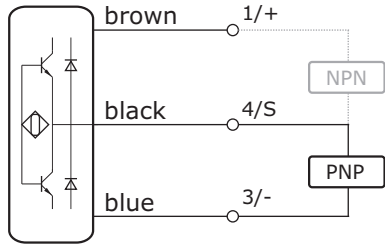


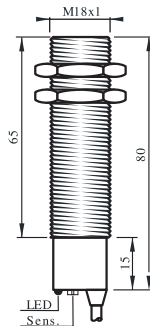
### Output Schematics



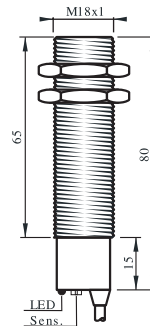
M18 M18 M18 M18



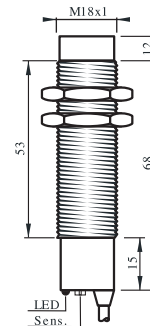
8 mm



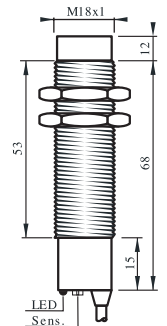
12 mm



15 mm



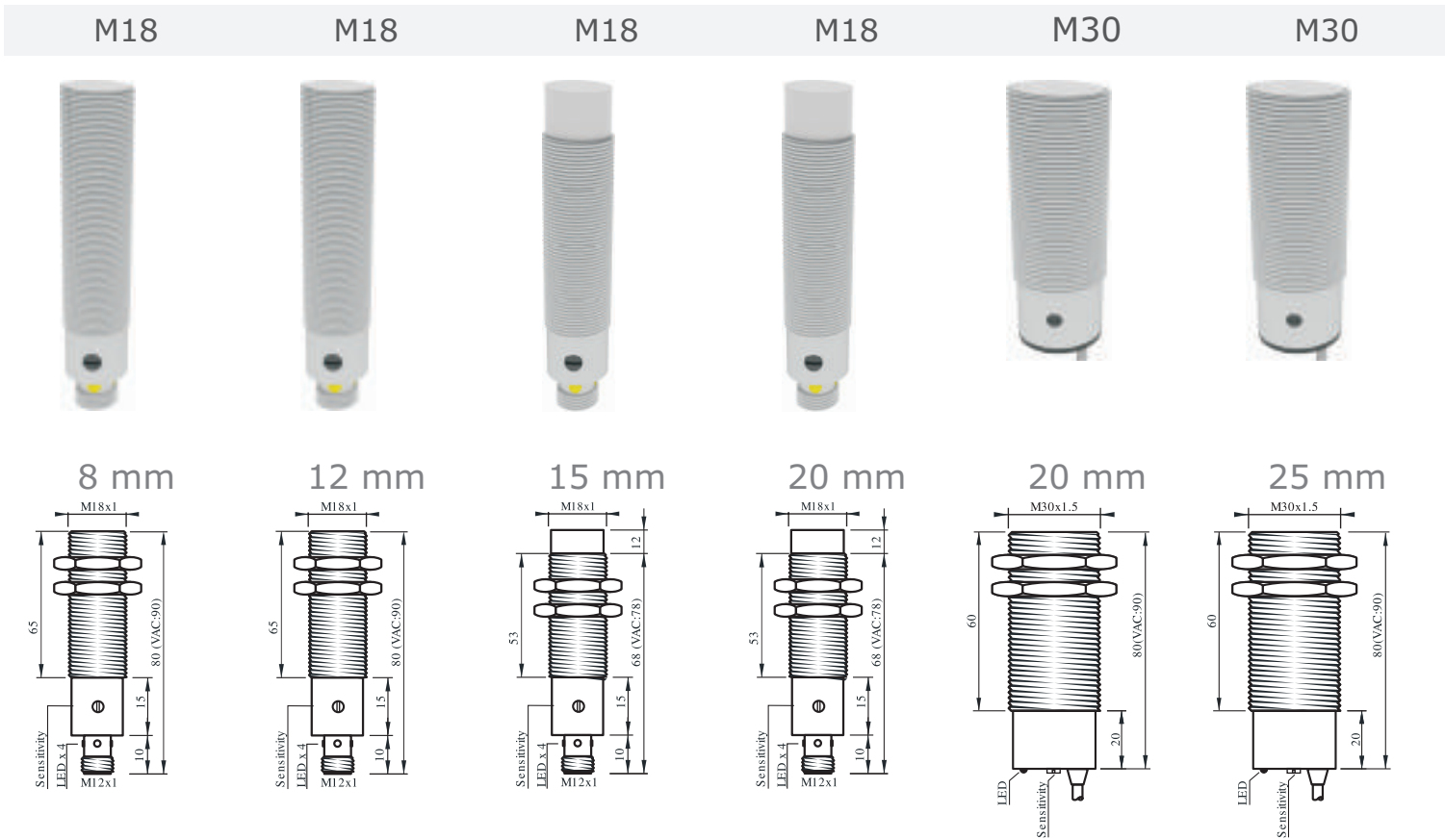
20 mm



### SPECIFICATIONS

	M18x1	M18x1	M18x1	M18x1
Sensing Distance (Sn)	8 mm - shielded	12 mm - shielded	15 mm - unshielded	20 mm - unshielded
Operating Voltage	10...30 VDC, 3-wire	10...30 VDC, 3-wire	10...30 VDC, 3-wire	10...30 VDC, 3-wire
Reverse Polarity Protection	built-in	built-in	built-in	built-in
Current Consumption	< 9 mA	< 9 mA	< 9 mA	< 9 mA
Current Load Capability	200 mA	200 mA	200 mA	200 mA
Short Circuit Protection	built-in - self resetting	built-in - self resetting	built-in - self resetting	built-in - self resetting
Voltage Drop	< 1.5 V @ 200 mA	< 1.5 V @ 200 mA	< 1.5 V @ 200 mA	< 1.5 V @ 200 mA
Adjustment	Adjustable, Multi-Turn	Adjustable, Multi-Turn	Adjustable, Multi-Turn	Adjustable, Multi-Turn
Switching Frequency	100 Hz	100 Hz	100 Hz	100 Hz
Repeatability	< 4 %	< 4 %	< 4 %	< 4 %
Hysteresis	3...15 %	3...15 %	3...15 %	3...15 %
Operating Temperature	-25...+70 °C	-25...+70 °C	-25...+70 °C	-25...+70 °C
Temperature Drift	< 10 % (Sn)	< 10 % (Sn)	< 10 % (Sn)	< 10 % (Sn)
Protection Class	IP 67	IP 67	IP 67	IP 67
Housing Material	Plated Brass	Plated Brass	Plated Brass	Plated Brass
Connection	High-Flex PVC, 2m	High-Flex PVC, 2m	High-Flex PVC, 2m	High-Flex PVC, 2m
Output Indicator	Integrated	Integrated	Integrated	Integrated
<b>Article Code</b>				
PNP, NO	CS18-S8PO80/A2P	CS18-S12PO80/A2P	CS18-N15PO80/A2P	CS18-N20PO80/A2P
PNP, NC	CS18-S8PC80/A2P	CS18-S12PC80/A2P	CS18-N15PC80/A2P	CS18-N20PC80/A2P
NPN, NO	CS18-S8NO80/A2P	CS18-S12NO80/A2P	CS18-N15NO80/A2P	CS18-N20NO80/A2P
NPN, NC	CS18-S8NC80/A2P	CS18-S12NC80/A2P	CS18-N15NC80/A2P	CS18-N20NC80/A2P
2-wire+Ground NO, 20...250 VAC	see next section	-	see next section	-
2-wire+Ground NC, 20...250 VAC	see next section	-	see next section	-

# Capacitive Proximity Switches



M18x1	M18x1	M18x1	M18x1	M30x1.5	M30x1.5
8 mm - shielded	12 mm - shielded	15 mm - unshielded	20 mm - unshielded	20 mm - shielded	25 mm - shielded
10...30 VDC, 3-wire	10...30 VDC, 3-wire	10...30 VDC, 3-wire	10...30 VDC, 3-wire	10...30 VDC, 3-wire	10...30 VDC, 3-wire
built-in	built-in	built-in	built-in	built-in	built-in
< 9 mA	< 9 mA	< 9 mA	< 9 mA	< 9 mA	< 9 mA
200 mA	200 mA	200 mA	200 mA	200 mA	200 mA
built-in - self resetting	built-in - self resetting	built-in - self resetting	built-in - self resetting	built-in - self resetting	built-in - self resetting
< 1.5 V @ 200 mA	< 1.5 V @ 200 mA	< 1.5 V @ 200 mA	< 1.5 V @ 200 mA	< 1.5 V @ 200 mA	< 1.5 V @ 200 mA
Adjustable, Multi-Turn	Adjustable, Multi-Turn	Adjustable, Multi-Turn	Adjustable, Multi-Turn	Adjustable, Multi-Turn	Adjustable, Multi-Turn
100 Hz	100 Hz	100 Hz	100 Hz	100 Hz	100 Hz
< 4 %	< 4 %	< 4 %	< 4 %	< 4 %	< 4 %
3...15 %	3...15 %	3...15 %	3...15 %	3...15 %	3...15 %
-25...+70 °C	-25...+70 °C	-25...+70 °C	-25...+70 °C	-25...+70 °C	-25...+70 °C
< 10 % (Sn)	< 10 % (Sn)	< 10 % (Sn)	< 10 % (Sn)	< 10 % (Sn)	< 10 % (Sn)
IP 67	IP 67	IP 67	IP 67	IP 67	IP 67
Plated Brass	Plated Brass	Plated Brass	Plated Brass	Plated Brass	Plated Brass
Connector M12, 4-pole	Connector M12, 4-pole	Connector M12, 4-pole	Connector M12, 4-pole	High-Flex PVC, 2m	High-Flex PVC, 2m
Integrated	Integrated	Integrated	Integrated	Integrated	Integrated

CS18-S8PO80/M12	CS18-S12PO80/M12	CS18-N15PO80/M12	CS18-N20PO80/M12	CS30-S20PO80/A2P	CS30-S25PO80/A2P
CS18-S8PO80/M12	CS18-S12PO80/M12	CS18-N15PO80/M12	CS18-N20PO80/M12	CS30-S20PC80/A2P	CS30-S25PC80/A2P
CS18-S8NO80/M12	CS18-S12NO80/M12	CS18-N15NO80/M12	CS18-N20NO80/M12	CS30-S20NO80/A2P	CS30-S25NO80/A2P
CS18-S8NC80/M12	CS18-S12NC80/M12	CS18-N15NC80/M12	CS18-N20NC80/M12	CS30-S20NC80/A2P	CS30-S25NC80/A2P
see next section	-	-	-	see next section	-
see next section	-	-	-	see next section	-