



AMPLIFIED CAPACITIVE SENSORS



Ø 18 PLASTIC HOUSING

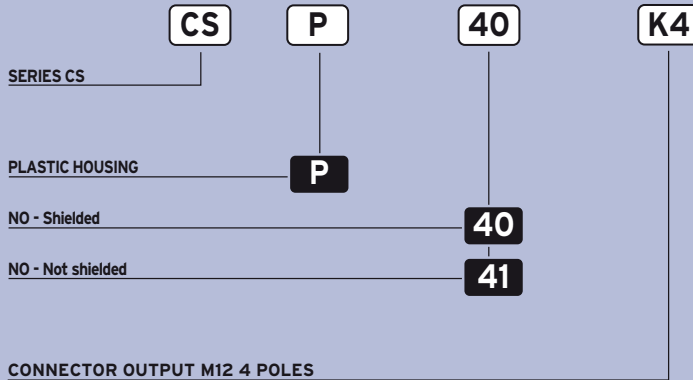
20÷250 V AC - 2 WIRES

- Wide input voltage, 20-250 V AC
- Models with trimmer pot
- Adjustable range

CSP Series

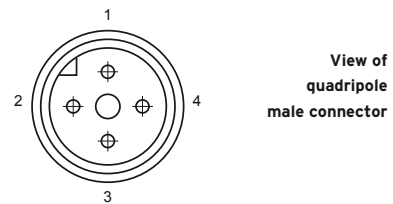
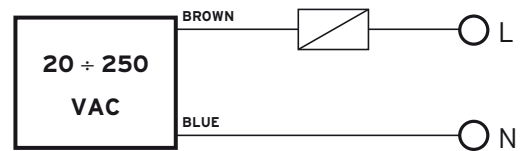


IDENTIFICATION CODE



	SHIELDED	NOT SHIELDED
NOMINAL SWITCHING DISTANCE (S _n)	2 ÷ 8 mm	2 ÷ 15 mm
NOMINAL VOLTAGE	20 ÷ 250 VAC (-15/+10%)	
NET FREQUENCY	50 ÷ 60 Hz	
HYSTERESIS	< 15 % (depending on the sensing distance)	
MAX. CURRENT OUTPUT	300 mA	
ABSORPTION	2.5 mA	
LEAKAGE CURRENT	< 2.5 mA	
SURGE CURRENT	5 A	
OPERATION LED	Present	
SENSITIVITY ADJUSTMENT	Trimmer multi-turns	
SWITCHING FREQUENCY	25 Hz	
REPEATABILITY (at even temperature)	≤ 5%	
TEMPERATURE LIMITS	- 25 ÷ +70 °C	
PROTECTION DEGREE	IP 67	
HOUSING MATERIAL	PBT resin	
WEIGHT (Approximately)	80 g	

WIRING DIAGRAMS



CONTACTS CONFIGURATION

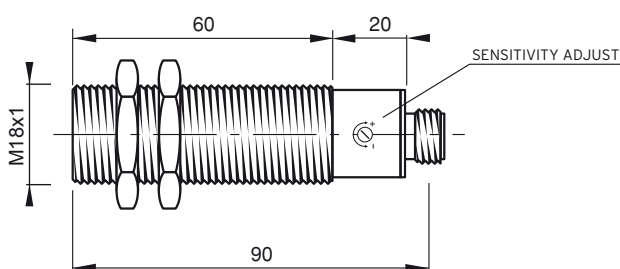
Available	Contacts numbers			
	1	2	3	4
NO	L		N	

SENSITIVITY ADJUSTMENT

The sensitivity adjustment must be done when the sensor is installed in a definite and steady position. The regulation must be done in a position half way between minimum and maximum, because, being air dielectric, a strong humidity variation could cause, if the regulation is very light, nuisance tripping. The sensing distance of the sensor depends on the kind of material to detect and on its dimensions (see table about reduction factors). The distance could change according to temperature variations. To increase the sensitivity twist the trimmer clock-wise, to decrease do it anti clock-wise.

MODELS WITH CONNECTOR OUTPUT DIMENSIONS (mm)

SHIELDED



NOT SHIELDED

